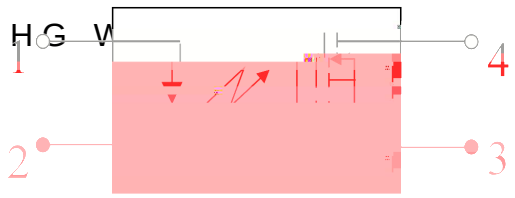
JOR216D4-D8 Series

600V MOSFET Output Photo Relay

Description

7KH -25 ' ' 3KRWR5HODB
FRQVLVW RI D 3K26W7HOHFWULF
JHQHUDWRU RSWLFDOO\ FRXSOHG W
LQIUDUHG /('

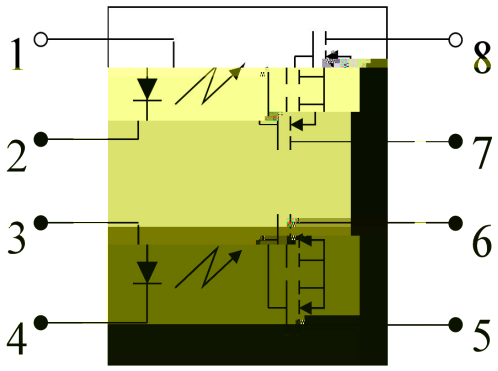
Block Diagram and Package



1: Anode (LED)
2: Cathode (LED)
3, 4: Drain (MOSFET)

Features

- 1RUPDRSOHQH
- &RQWURO&RU&Y OWDJH
- 6ZLWFK$ORDG
- &RQWURZOODEOYDOWDJV
- +LJKHQVLWLYLW\ZRQG XFWLYLW\
  UHVLVWDQFH
- /RZ OHYWDWDHN DJH
  FXUUHQW
- +LJKV RODWLRQ9 YROWDJH
  ',3 60'
- /HDGUHHH5R+6
  VWDQGDUGV

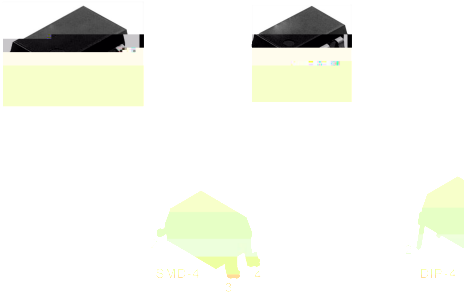


, : $QRGH(')
: &DWKRGH'
: 'UDLQ6)(7

Applications

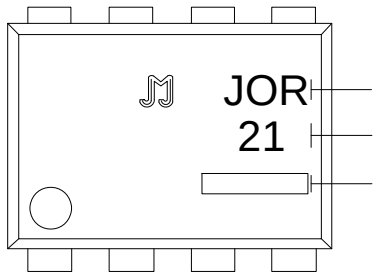
- &RPPXQLFDWLRQ
  SHUVRQDSXWHUSHULSKHUV
- 0RGHP VHQVRU
- 0REL&KHQ HTXLSPHQW
- 0HDVXULQJWHVWLQJ
  HTXLSPHQW
- 3ODQWRPHWXLSPHQW
- +LJK VSHHGVSHFWLRQ
  PDFKLQHV

PACKAGE OUTLINE



ORDERING AND MARKING INFORMATION

MARKING INFORMATION



: Company Abbr.
: Part Number & Rank
: Production Information Code

Packing Quantity

Option	Quantity	Quantity – Inner box	Quantity –Outer box
DIP4	100 Units/Tube	32 Tubes/Inner box	10 Inner box/Outer box =32k Units
SMD4	1500 Units/Reel	3 Reels/Inner box	5 Inner box/Outer box =22.5k Units
DIP8	50 Units/Tube	40 Tubes/Inner box	5 Inner box/Outer box =10k Units
SMD8	1200 Units/Reel	2 Reels/Inner box	5 Inner box/Outer box =12k Units

,QSXW	/(' &}ŒÁ Œ µŒ	,)		P$	
	/(' Z À Œ• s}oš	95		9	
	W l&}ŒÁ Œ µ(	,)3		$	(Aíìì ,ÌU µšÇ (š}ŒA
	W}Á Œ]••]‰ š]	3		P:	
2XWSX	/RDG 9ROWDJH	9/		9	
	}vš]vµ}µ• o} µ ~‰ l •	,/		$	
	W lo} µŒŒ v	,SHDN		$	PV VKRW&
	W}Á Œ]••]‰ š]	3RXW		P:	',3 60' ',3 60'
/IK]•}o š]}v À}oš		9LVR		9UP	',3 60'
du‰ Œ šµ(o]u]š•	K‰ Œ š]vP	7RSU	± ƒ& a ƒ&	ƒ&	E}vr }v v•]vP š u‰
	^š}Œ P	7VWJ	± ƒ& a ƒ&		

Electro-optical Characteristics (Ta = 25°C)

3DUDPHWHU		6\PERO	&RQGLWLRQ	0LQ	7\S	0D[	8QLW
,QSXW	/('RUZDUG FXUUHQW	,)RQ	,/ $				P$
	/(' WXUQ RII FXUUHQW	,)RII	,/ $				P$
	/(' GURSRXW YROWDJH	9)	,) P$				9
2XWSXW	2Q UHVLVWDQFH	5RQ	,) P$È ,/ $È :LWKLQ V R				:
	2II VWDWH OHDNDJH FXUUHQW	,/HDN	,) P$È 9/ 9				Q$
dŒ v•(Œ Z Œ š Œ	7XUQ RQ WLPH	7RQ	,) P$È ,/ $				XV
	7XUQ RII WLPH	7RII	,) P$È ,/ $				XV
	, 2 FDSDFLWDQFH	&LVR	I 0+ÆÈ 9%				S)
	,QLWLDO , 2 LVRODWLRQ	5LVR	9 '&				0:

1RWH /(' IRUZDUG FXUUHQW)HFRQGLWLRQ PD\ EH YDOXH ,

7\SLFDO Performance Curves

Fig.1 Load current vs. Ambient temperature characteristics

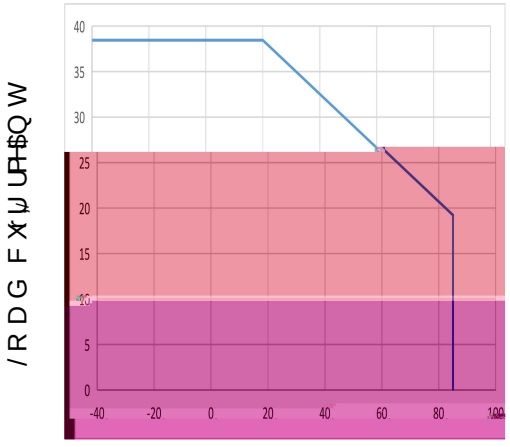
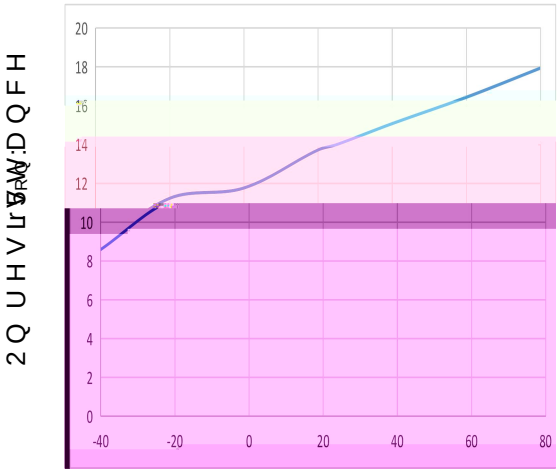
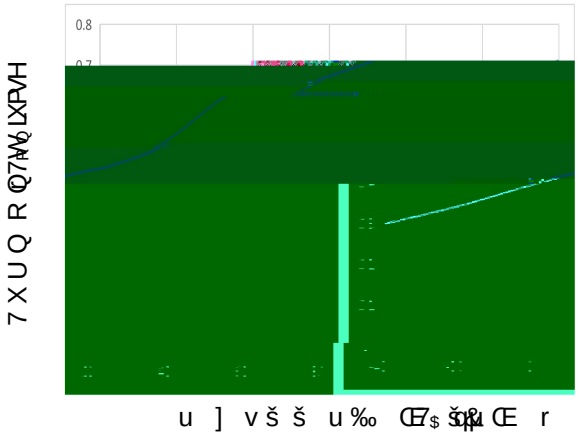
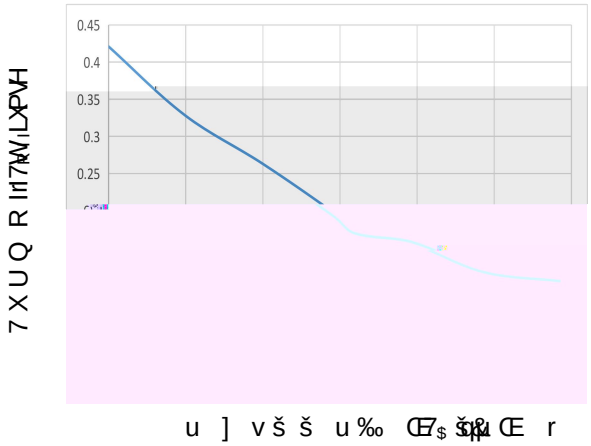
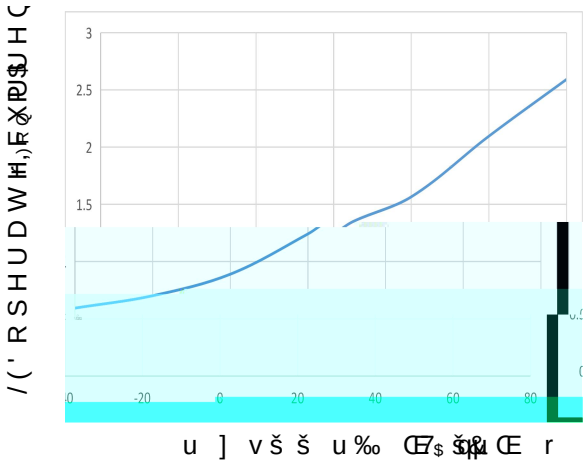


Fig.2 On resistance vs. Ambient temperature characteristics




0.8
u] v š š u ‰ Œ7$ š&Œ r


0.45
0.4
0.35
0.3
0.25
u] v š š u ‰ Œ7$ š&Œ r


3
2.5
2
1.5
-20
0
20
40
60
80
u] v š š u ‰ Œ7$ š&Œ r

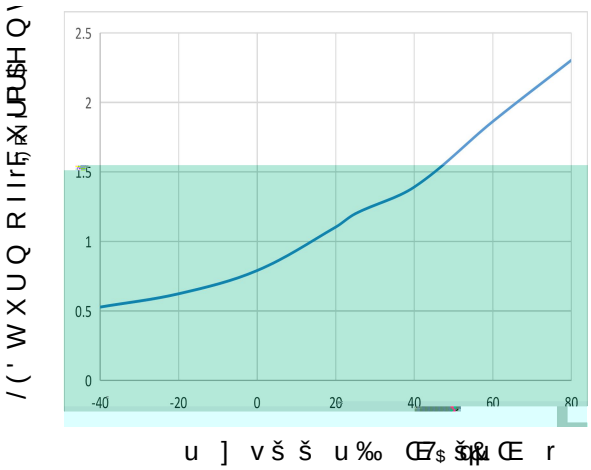

2.5
2
1.5
1
0.5
0
-40
-20
0
20
40
60
80
u] v š š u ‰ Œ7$ š&Œ r

Fig.7 LED dropout voltage vs. Ambient temperature characteristics

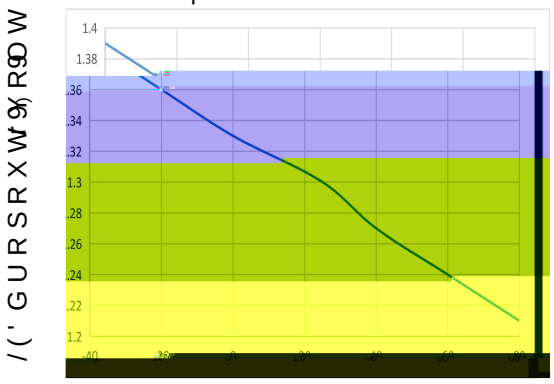


Fig.8 Output current vs Output voltage

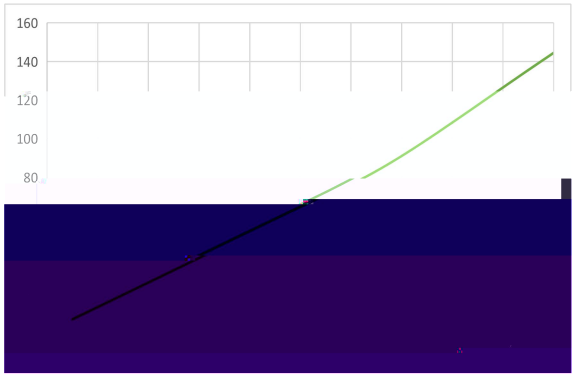


Fig.9 Off state leakage current vs Load voltage characteristics

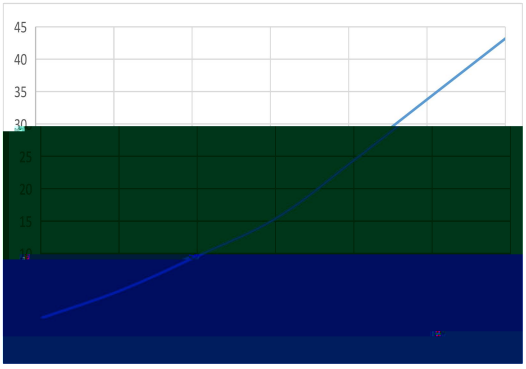


Fig.10 Turn on time vs Forward current characteristics

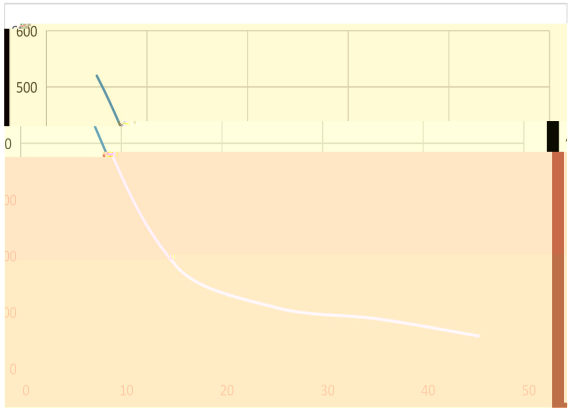
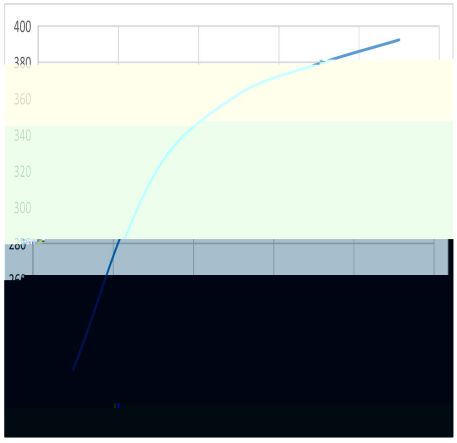
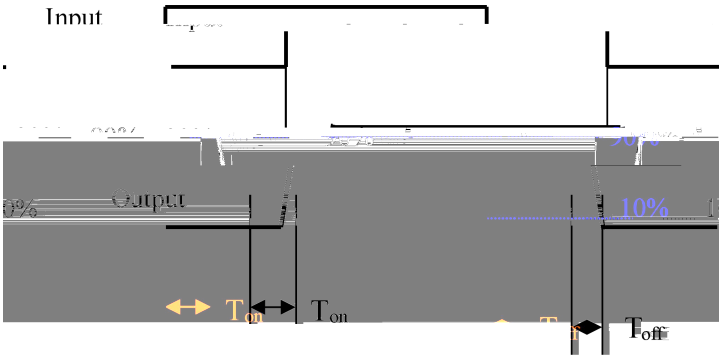


Fig.11 Turn off time vs Forward current characteristics

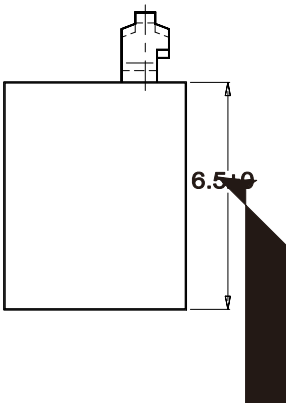


¾ 7XUQ RQ RII WLPH



K µ š o]] v u v •] } v •

8 Q L W P P



µ ^D rð~Z o•

